



POLICE DEPARTMENT

MONTHLY INFORMATION REPORT

JULY 2020

HIGHLIGHTING DATA METRICS
TO IDENTIFY OPERATIONAL TRENDS
AND
FACILITATE INFORMED DECISION MAKING

70 E. MAIN STREET
LAKE ZURICH, IL 60047

Departmental Narrative

General

- The Police Department processed 23 Freedom of Information requests this month.
- Members of the Department monitored the Pro-Life Action League demonstration along Rand Road and Route 22 on July 10th.
- Our agency approved 14 truck permits in July totaling \$2,025 in permit fees. As a comparison, in July 2019, our agency approved nine permits totaling \$675 in permit fees. Even factoring for COVID-19 suspensions of spring construction, with the updated truck ordinance going into effect June 1, 2020, the agency is projected to exceed our expected permit fee revenue by 300% for the year.
- The Department participated in IDOT's Independence Day traffic grant. 71 hours were worked as part of the combined impaired driving/occupant protection grants. The grant yielded the following results: 42 seat belt citations, 13 speeding citations, 9 distracted driving citations, 3 DUI arrests, 4 other arrests, and 27 citations. The Department also participated in an IDOT speeding enforcement grant after the Independence Day campaign and 62 hours of work yielded 2 seat belt citations, 65 speeding citations, 5 distracted driving citations, 1 arrest, and 4 other citations.
- Sergeant Gaffney created a system with the Community Development Department to share information on special event permits in town, including private parties, bands, etc. Patrol supervisors will now be aware of when residents have been given permission from the village to deviate from parking restrictions, sound ordinances, and other events.

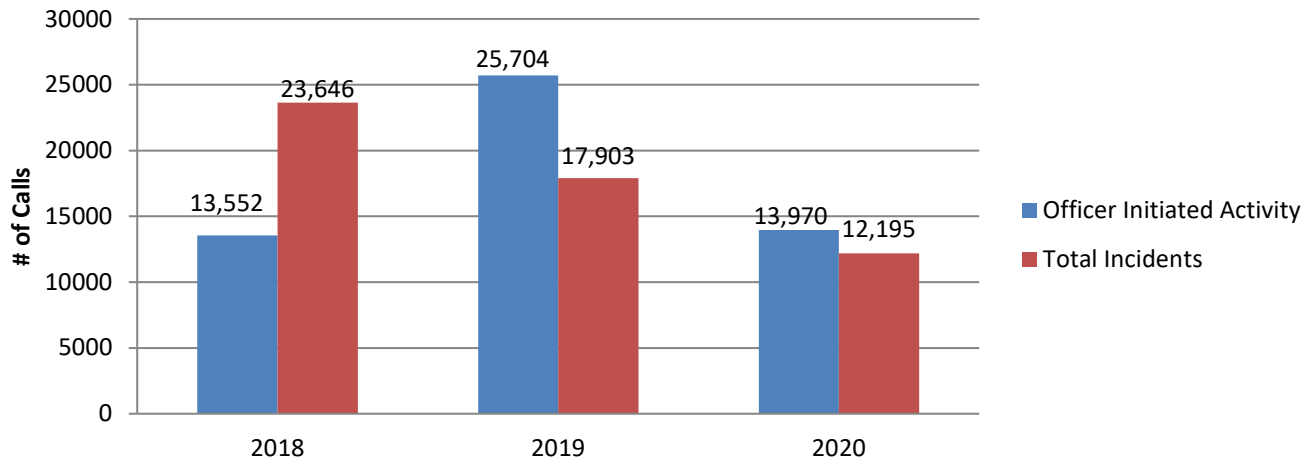
Patrol and Communications

- Since January 1, 2020 officers conducted 1797 traffic stops and issued 1021 traffic citations.
- During July 2020, the dispatch Center handled 1976 9-1-1 calls and 5461 administrative calls.
- Officers who are trained car seat technicians inspected four safety seats in the month of July.
- Officer Adam Young assisted the Park City Police Department in the investigation of a fatal motor vehicle crash. Officer Young conducted an aerial survey of the scene.

Criminal Investigations

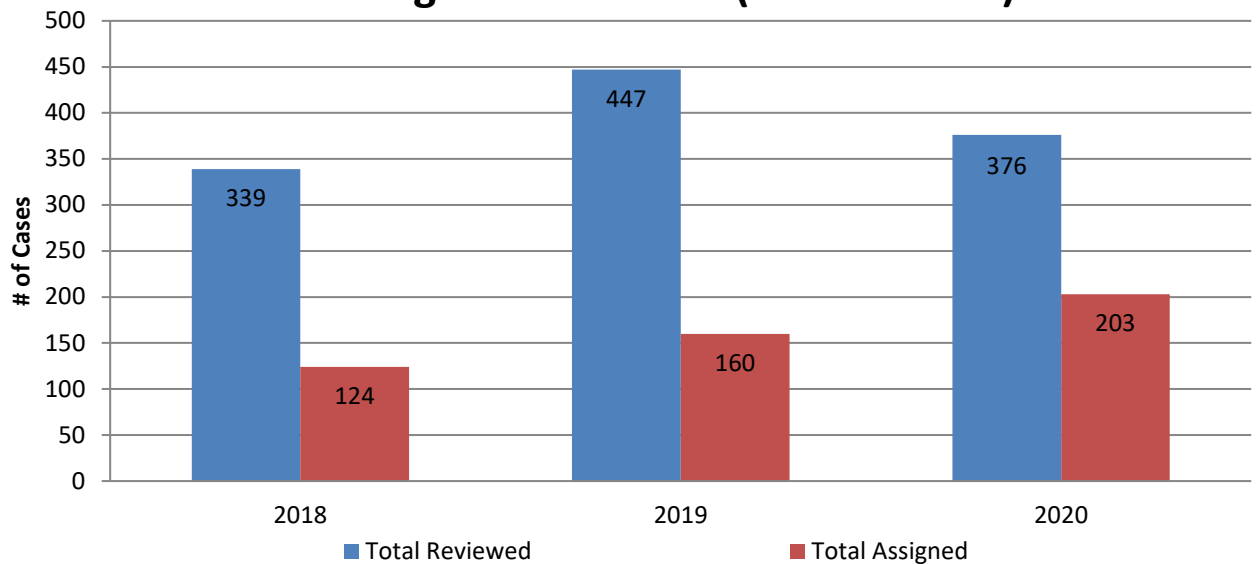
- There is a total of 142 active investigations in CID, averaging 36 cases per detective.
- Detectives Alber and Pilaski responded to one Lake County Major Crime Task Force callout.
- Detective Frey responded to two Mobile Field Force callouts in Evanston (protests, due to the death of George Floyd in Minnesota).

Computer-Aided Dispatch (CAD) Incidents (Year-to-Date)



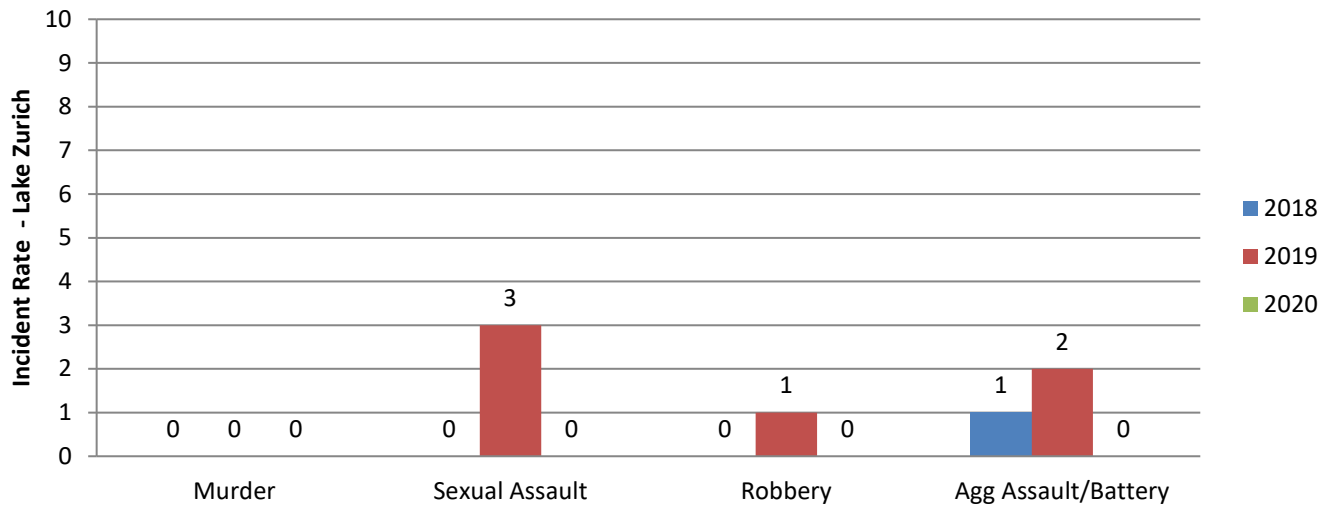
Officer initiated activity includes; DUI Arrests, Vehicle Violation Citations, Non-Vehicle Violation Citations, Driving while License Suspended/Revoked, Crime Prevention Notices, Criminal Arrests, Traffic Citations, Traffic Stops, Extra Watches conducted, and Zero Tolerance enforcement. Total incidents are all CAD incidents. Reports are incidents that receive a sequential case number and generally a written report. Beginning in 2019, Frontline data including vacation watches and directed patrols are now listed under officer-initiated activity and are no longer CAD incidents.

Investigative Caseload (Year-to-Date)



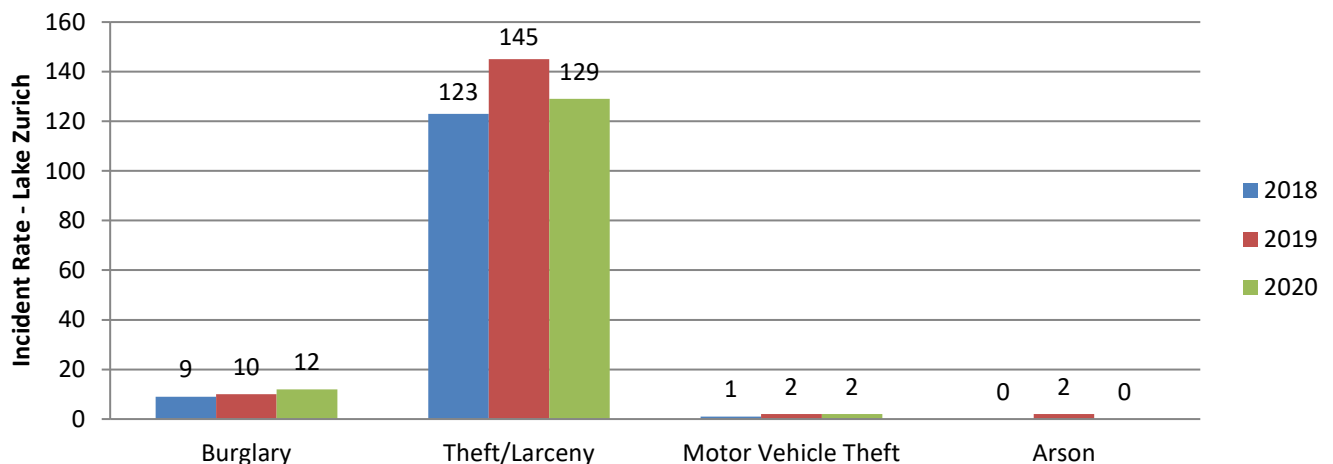
Original criminal reports, generally taken by Patrol Division personnel, are reviewed by the Investigations sergeant and assigned to Investigative personnel based on solvability factors.

Crime Rate for Violent Crimes (Year-to-Date)



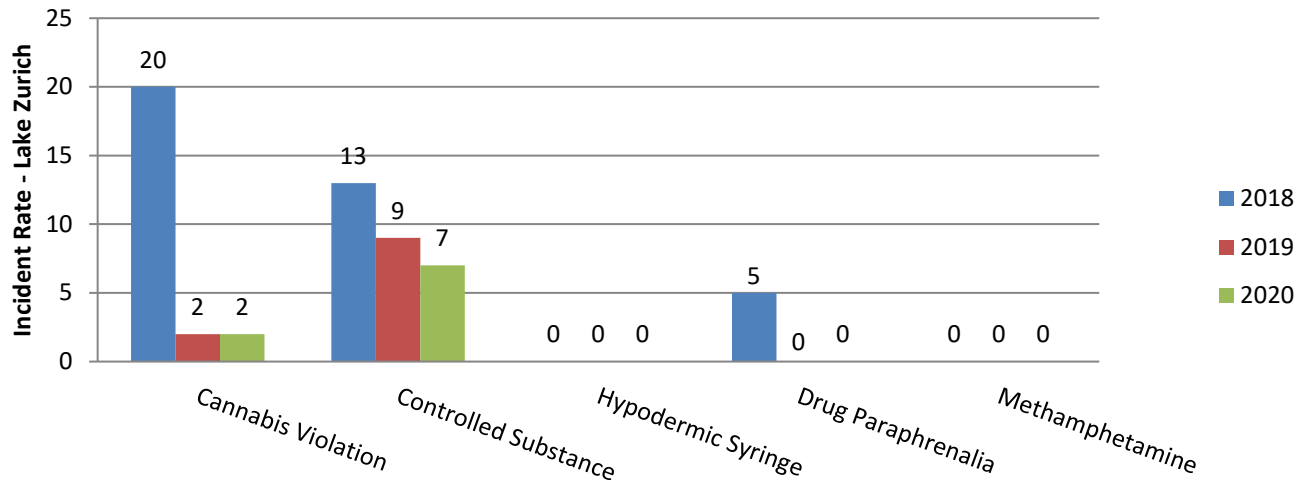
The Federal Bureau of Investigation requires four different Crimes against Persons offenses be reported for statistical purposes based on identified criteria. This information is provided to the Illinois State Police (Illinois Uniform Crime Report (I-UCR)) and passed through to the FBI. Generally, this information is converted to incidents per 100,000, although the actual numbers are used for this report.

Crime Rate for Property Crimes (Year-to-Date)



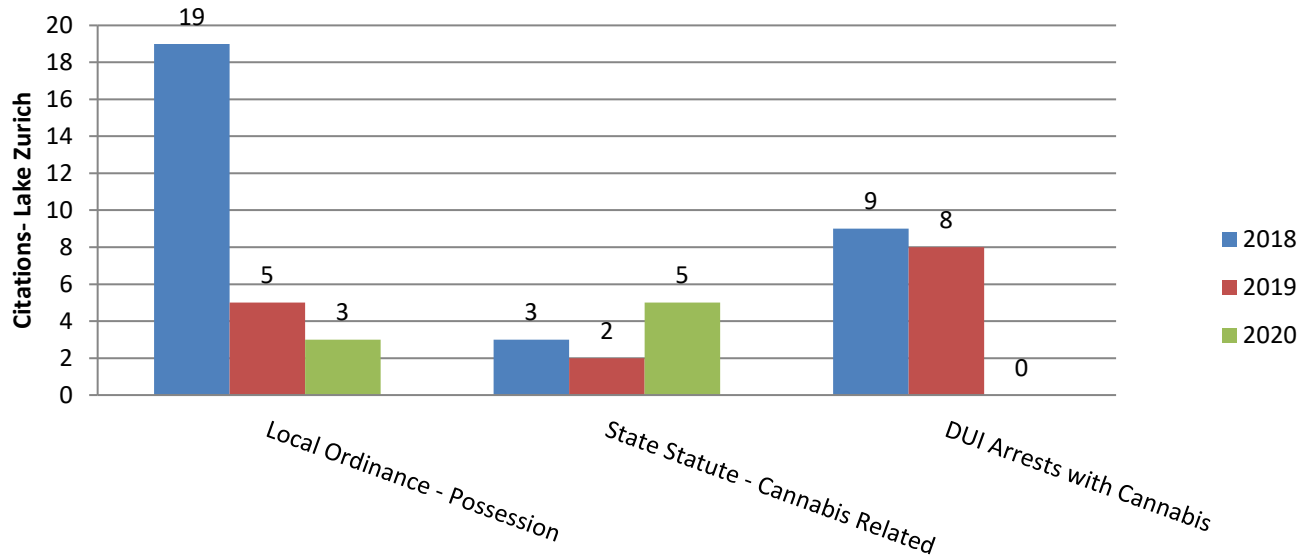
This information is provided to the Federal Bureau of Investigation via the Illinois State Police. These are Crimes against Property and the actual numbers reported are provided. Generally, this information is converted to incidents per 100,000. More information about this can be found at the Illinois State Police website: (<http://www.isp.state.il.us/crime/ucrhome.cfm>). Crime in Illinois provides crime information throughout Illinois.

Drug Crime Arrests (Year-to-Date)



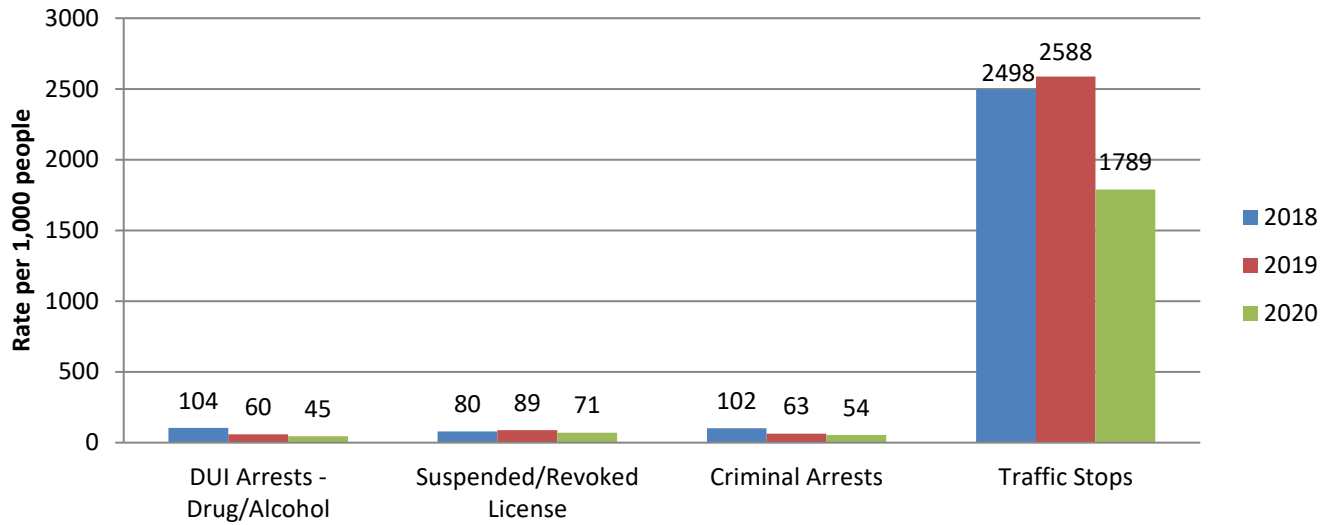
The Department is required to report Drug Crime Arrests to the Illinois State Police. The violations reported are related to the Cannabis Control Act, Controlled Substances Act, Hypodermic Syringe Act, Drug Paraphrenalia Act, and the Methamphetamine Act.

Cannabis Citations (Year-to-Date)



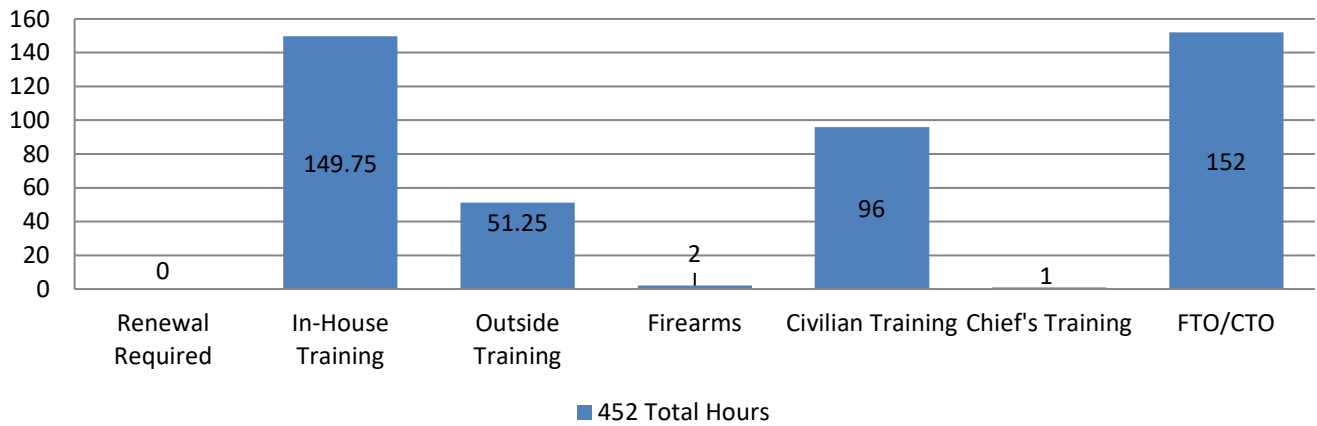
Illinois passed new cannabis rules and regulations that went into effect on January 1, 2020. Information was gathered from previous years to compare what effect the new laws have made on cannabis citations. These citations include local ordinance cannabis possession citations, state statute cannabis related citations (includes possession, delivery, paraphernalia, and DUI), and DUI arrests with cannabis as the primary or contributing factor.

Criminal and Traffic Offenses (Year-to-Date)



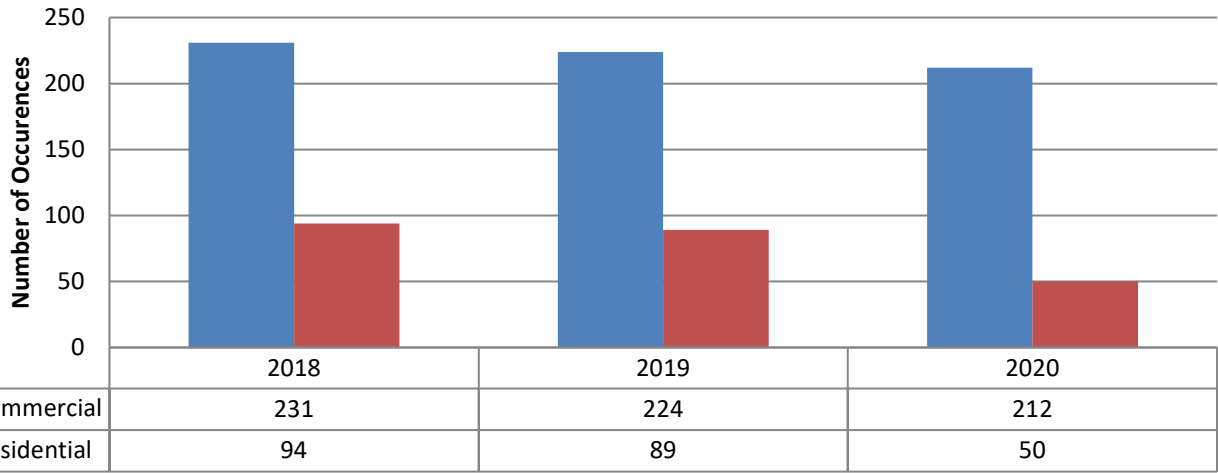
Information depicted in this graph relates to Driving Under the Influence of Alcohol/Drug arrests, Driving while Driver's License Suspended/Revoked arrests, various criminal arrests (Domestic Battery, Retail Theft, Drug Offenses, etc.), and traffic stops conducted by Department personnel.

Monthly Training Time (in Hours)



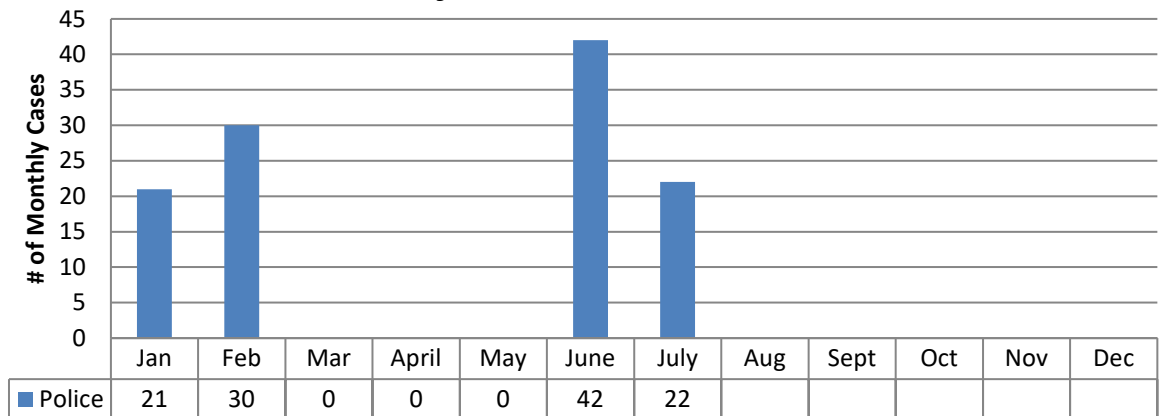
Training is an important element to maintain or improve skills/knowledge/ability. Most outside and in-house training (other than on-line training) was cancelled due to COVID-19.

Alarm Occurences (Year-to-Date)



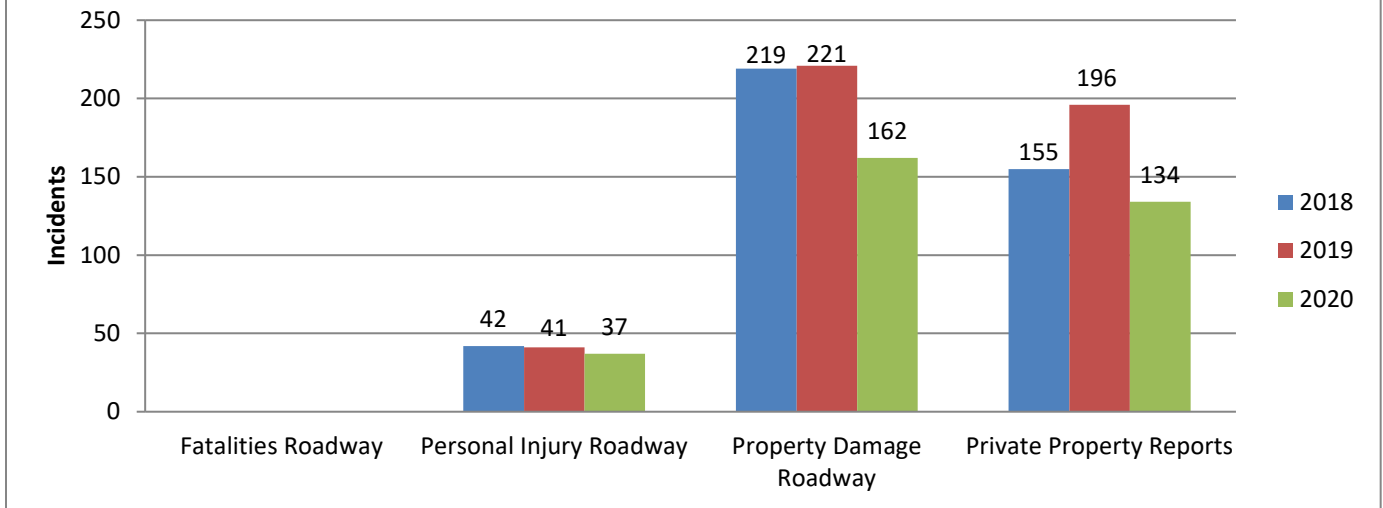
The Crime Prevention/Community Relations function monitors the number of alarms to which Patrol personnel respond – many of the alarms are false.

Administrative Adjudication Caseload 2020



The Administrative Adjudication process was originally put in place to address automated traffic enforcement citations. This program has been expanded to review vehicle equipment compliance citations, administrative tows, and parking citations. The March through May adjudication dates were postponed due to the COVID-19 pandemic.

Vehicle Crash Incidents (Year-to-Date)



The Department conducts traffic crash investigations on both public roadways and private property (primarily parking lots). Routine traffic crashes are taken by Patrol personnel. Traffic Safety personnel investigate fatal, serious personal injury, and commercial motor vehicles.

Red Light Camera Violations and Accidents (Year-to-Date)

2020	Red Light Violations		Adjudication for Red Light Violations				Accidents at Red Light Intersections		
	Citations	Net Received	Hearings	Liabe	Not Liabe	Non-Suit	12/ Miller Road	12/ Route 22	12/ June Terrace
January	258	\$16,110.00	8	4	3	1	0	4	2
February	172	\$13,040.00	9	8	1	0	2	2	2
March	435	\$6550.00	0	0	0	0	0	0	3
April	158	\$24,660.00	0	0	0	0	0	1	1
May	263	\$7910.00	0	0	0	0	1	3	3
June	269	\$15942.50	9	7	1	1	0	2	2
July	250	\$12,550.00	7	3	4	0	0	4	3
August									
September									
October									
November									
December									
Total	1805	\$96,762.50	33	22	9	2	3	16	16

Information depicted in this chart relates to red light camera violations, adjudication (court) for those contesting their violation, and accidents that have occurred at intersections with red light cameras.